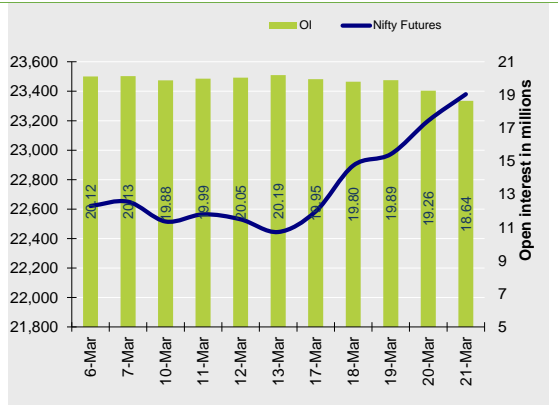


**Nifty Snapshot**

	Close	Prv Cl.	Ab chg	% chg
<b>Spot</b>	23,350.40	23,190.65	159.75	0.69
<b>Futures</b>	23,379.85	23,200.25	179.60	0.77
<b>OI(ml shr)</b>	18.64	19.26	-0.62	-3.21
<b>Vol (lots)</b>	120829	132507	-11678	-8.81
<b>COC</b>	29.45	9.60	19.85	206.8
<b>PCR-OI</b>	1.15	1.15	0.00	0.0

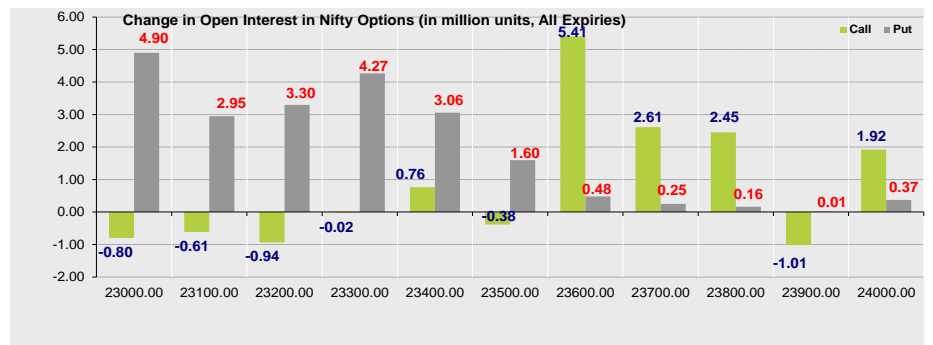
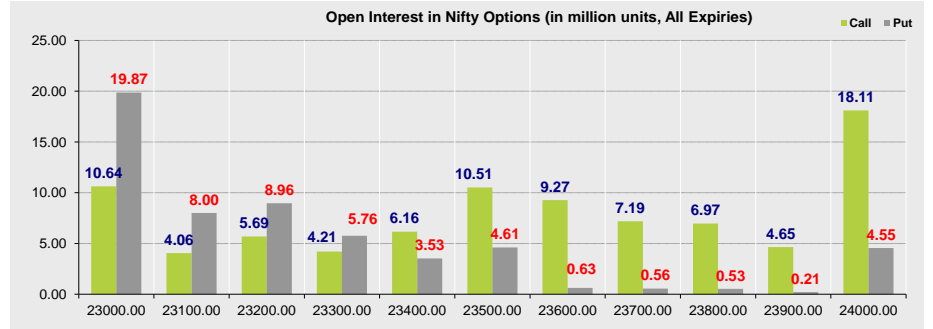
**Nifty Futures Price v/s OI**



**Summary**

- Indian markets closed on positive note where buying was mainly seen in Automobile, Pharmaceuticals, Oil & Gas Sectors. Nifty Mar Futures closed at 23379.85 (up 179.60 points) at a premium of 29.45 pts to spot.
- FII's were net buyers in Cash to the tune of 7470.36 Cr and were net buyers in index futures to the tune of 2419.03 Cr.
- India VIX decreased by 0.21% to close at 12.58 touching an intraday high of 12.84.

**Open Interest in Nifty Options:**



- The above second chart shows previous trading day's change in Nifty options where Addition in OI were seen in 23800, 23700, 23600 strike Calls 23200, 23300, 23400 strike Puts indicating market is likely to remain range-bound in the near term.
- Highest OI build-up is seen at 24000 strike Calls and 23000 strike Puts, to the tune of 18.11mn and 19.87mn respectively.

**Outlook on Nifty:**

**Index is likely to open on a gap up note today and is likely to remain range-bound during the day.**

**Institutional Activity in previous trading session**

(in Rs cr.)	Buy	Sell	Net
Index Futures	5605.73	3186.70	2419.03
Index Options	1045911.07	1060099.69	-14188.62
Stock Futures	42578.84	41391.03	1187.81
Stock Options	118780.76	119485.86	-705.10
FII Cash	49,892.65	42,422.29	7,470.36
DII Cash	18,878.93	22,081.19	-3,202.26

**Net FII Activity (in Rs cr.)**

Date	Idx Fut	Stk Fut	Idx Opt	Cash
21-Mar	2419.0	1187.8	-14188.6	7470
20-Mar	2933.4	3253.0	-66511.0	3239
19-Mar	1992.1	479.5	22702.0	-1097
18-Mar	4761.4	3302.0	-13919.3	695
17-Mar	1899.3	3336.3	13456.7	-4488
13-Mar	-144.0	-2006.5	-75274.1	-793

**Technical Pivot (Intraday):**

	S2	S1	PIVOT	R1	R2
NIFTY	23065	23220	23330	23490	23595
BANKNIFTY	49750	50175	50400	50825	51050

(Price is in Rs; OI is in million units; Price chg and OI chg are in percentage) **NB RESEARCH**

**Fresh Longs seen in:**

Scrip	Price	Price chg	OI	OI Chg
TORNTPOWER	1495.4	2.1	2.1	32.0
TITAGARH	785.8	5.7	2.4	15.1
HDFCAMC	4003.2	0.6	3.1	10.2

**Fresh Shorts seen in:**

Scrip	Price	Price chg	OI	OI Chg
SUPREMEIND	3429.6	-1.9	1.6	25.5
NATIONALUM	185.7	-2.8	61.9	21.8
JSL	624.8	-4.8	6.2	20.9

**Short Covering seen in:**

Scrip	Price	Price chg	OI	OI Chg
MANAPPURAM	233.8	7.2	44.5	-42.2
JKCEMENT	4830.3	3.6	0.4	-11.9
LTTS	4673.5	0.5	0.5	-10.0

**Long Unwinding seen in:**

Scrip	Price	Price chg	OI	OI Chg
POLYCAB	5006.3	-1.8	3.0	-9.0
LODHA	1184.2	-1.0	5.6	-3.3
BERGEPAIN	500.3	-1.5	8.8	-1.6

NIFTY50 Options OI (CE OI = Resistance) (PE OI = Support)			
Symbol	Highest CE OI	Highest PE OI	CMP
ADANIPTS	1200	1100	1191
ADANIENT	2600	2600	2364
ASIANPAINT	2300	2200	2301
AXISBANK	1100	1000	1070
BAJAJ-AUTO	8500	7500	8075
BAJAJFINSV	1900	1800	1846
BAJFINANCE	9000	8500	8931
BHARTIARTL	1720	1700	1725
BPCL	270	270	280
BRITANNIA	4850	4600	4823
CIPLA	1540	1240	1523
COALINDIA	395	400	406
DIVISLAB	6000	4700	5806
DRREDDY	1200	1100	1198
EICHERMOT	5500	5000	5317
GRASIM	2420	2400	2474
HCLTECH	1600	1400	1570
HDFCBANK	1760	1740	1772
HDFCLIFE	710	640	679
HEROMOTOCO	4000	3500	3638
HINDALCO	720	700	697
HINDUNILVR	2300	2200	2246
ICICIBANK	1350	1300	1342
ITC	410	400	406
INDUSINDBK	750	600	691

NIFTY50 Options OI (CE OI = Resistance) (PE OI = Support)			
Symbol	Highest CE OI	Highest PE OI	CMP
INFY	1700	1560	1595
IOC	135	100	132
JSWSTEEL	1120	1000	1059
KOTAKBANK	2100	1900	2076
LT	3250	3200	3418
LTIM	4800	4000	4517
M&M	3000	2700	2800
MARUTI	12000	11500	11746
NESTLEIND	2260	2100	2269
NTPC	340	340	351
ONGC	235	235	243
POWERGRID	280	275	284
RELIANCE	1300	1200	1278
SBILIFE	1500	1400	1546
SBIN	800	700	753
SUNPHARMA	1680	1680	1783
TATACONSUM	1000	960	964
TATAMOTORS	700	680	703
TATASTEEL	155	140	158
TCS	3800	3500	3584
TECHM	1460	1400	1412
TITAN	3200	3000	3167
ULTRACEMCO	10400	10400	10997
UPL	640	620	660
WIPRO	270	260	264



**Derivative Recommendations:**

Stock Name	Call (Buy/Sell)	Entry price	Targets	Stop Loss	Duration	Status
NIL						

**FROM THE EQUITY DERIVATIVE DESK:**

**NIRAV HARISH CHHEDA**

AVP - DERIVATIVES AND TECHNICAL RESEARCH

E-Mail: [nirav.chheda@nirmalbang.com](mailto:nirav.chheda@nirmalbang.com)

Tel no: 6273-8199/8000

**AMIT BHUPTANI**

SNR.DERIVATIVES AND TECHNICAL RESEARCH ANALYST

E-Mail: [amit.bhuptani@nirmalbang.com](mailto:amit.bhuptani@nirmalbang.com)

Tel no: 6273-8242/8000

**DISCLOSURES**

Research Reports that are published by Nirmal Bang Securities Private Limited (hereinafter referred to as "NBSPL") are for private circulation only. NBSPL is a registered Research Analyst under SEBI (Research Analyst) Regulations, 2014 having Registration no. INH000001766. NBSPL is also a registered Stock Broker with National Stock Exchange of India Limited, BSE Limited, Metropolitan Stock Exchange of India Limited, Multi Commodity Exchange of India Limited, National Commodity and Derivative Exchange Limited and Indian Commodity Exchange Limited in cash and Equity and Commodities derivatives segments.

NBSPL has other business divisions with independent research teams separated by Chinese walls, and therefore may, at times, have different or contrary views on stocks and markets.

NBSPL or its associates have not been debarred / suspended by SEBI or any other regulatory authority for accessing / dealing in securities Market. NBSPL, its associates or analyst or his relatives do not hold any financial interest (Except Investment) in the subject company. NBSPL or its associates or Analyst do not have any conflict or material conflict of interest at the time of publication of the research report with the subject company. NBSPL or its associates or Analyst or his relatives may or may not hold beneficial ownership of 1% or more in the subject company at the end of the month immediately preceding the date of publication of this research report.

NBSPL or its associates / analyst has not received any compensation / managed or co-managed public offering of securities of the company covered by Analyst during the past twelve months. NBSPL or its associates have not received any compensation or other benefits from the company covered by Analyst or third party in connection with the research report. Analyst has not served as an officer, director or employee of Subject Company. NBSPL / analyst has not been engaged in market making activity of the subject company.

Analyst Certification: The research analysts and authors of these reports, hereby certify that the views expressed in this research report accurately reflects my/our personal views about the subject securities, issuers, products, sectors or industries. It is also certified that no part of the compensation of the analyst(s) was, is, or will be directly or indirectly related to the inclusion of specific recommendations or views in this research. The analyst(s) principally responsible for the preparation of this research report and has taken reasonable care to achieve and maintain independence and objectivity in making any recommendations.

**DISCLAIMER**

This report is for the personal information of the authorized recipient and does not construe to be any investment, legal or taxation advice to you. NBSPL is not soliciting any action based upon it. Nothing in this research shall be construed as a solicitation to buy or sell any security or product, or to engage in or refrain from engaging in any such transaction. In preparing this research, we did not take into account the investment objectives, financial situation and particular needs of the reader.

This research has been prepared for the general use of the clients of NBSPL and must not be copied, either in whole or in part, or distributed or redistributed to any other person in any form. If you are not the intended recipient you must not use or disclose the information in this research in any way. Though disseminated to all the customers simultaneously, not all customers may receive this report at the same time. NBSPL will not treat recipients as customers by virtue of their receiving this report. This report is not directed or intended for distribution to or use by any person or entity resident in a state, country or any jurisdiction, where such distribution, publication, availability or use would be contrary to law, regulation or which would subject NBSPL & its group companies to registration or licensing requirements within such jurisdictions.

The report is based on the information obtained from sources believed to be reliable, but we do not make any representation or warranty that it is accurate, complete or up-to-date and it should not be relied upon as such. We accept no obligation to correct or update the information or opinions in it. NBSPL or any of its affiliates or employees shall not be in any way responsible for any loss or damage that may arise to any person from any inadvertent error in the information contained in this report. NBSPL or any of its affiliates or employees do not provide, at any time, any express or implied warranty of any kind, regarding any matter pertaining to this report, including without limitation the implied warranties of merchantability, fitness for a particular purpose, and non-infringement. The recipients of this report should rely on their own investigations.

This information is subject to change without any prior notice. NBSPL reserves its absolute discretion and right to make or refrain from making modifications and alterations to this statement from time to time. Nevertheless, NBSPL is committed to providing independent and transparent recommendations to its clients, and would be happy to provide information in response to specific client queries.

Before making an investment decision on the basis of this research, the reader needs to consider, with or without the assistance of an adviser, whether the advice is appropriate in light of their particular investment needs, objectives and financial circumstances. There are risks involved in securities trading. The price of securities can and does fluctuate, and an individual security may even become valueless. International investors are reminded of the additional risks inherent in international investments, such as currency fluctuations and international stock market or economic conditions, which may adversely affect the value of the investment. Opinions expressed are subject to change without any notice. Neither the company nor the director or the employees of NBSPL accept any liability whatsoever for any direct, indirect, consequential or other loss arising from any use of this research and/or further communication in relation to this research. Here it may be noted that neither NBSPL, nor its directors, employees, agents or representatives shall be liable for any damages whether direct or indirect, incidental, special or consequential including lost revenue or lost profit that may arise from or in connection with the use of the information contained in this report.

Copyright of this document vests exclusively with NBSPL. Our reports are also available on our website [www.nirmalbang.com](http://www.nirmalbang.com)